


SATA-F-BO-V2A

1. Description:

SATA-F-BO-V2A is a simple SATA Female socket breakout board. It brings all 8 pins of a SATA female socket to screw terminal blocks or headers for easy testing, prototyping and breadboard connection. For breadboard connections, user can use the two 4pin headers on both sides of the breakout board to connect to the front end of the breadboard for a steady connection.



2. Features:

- All 8 pins of a SATA Female Socket brought out to headers or screw terminal blocks
- Various connecting method chosen by users.
- 2 mounting holes with 2mm diameter hole size
- 1.0"(25.4mm)X0.7"(17.78mm) board dimensions




Figure 1: Parts inside the kit
(Note: the module is not assembled, user can decide which connector to use on the module.)

3. Parts:

- 1) 1pc X SATA-F-BO-V2A PCB
- 2) 1pc X SATA Female Socket
- 3) 2pc X 4pin 0.1"(2.54mm) spacing terminal block
- 4) 1pc X 8pin 0.1"(2.54mm) header




Figure 2: Example of connecting the SATA-F-BO-V2A on a breadboard




Figure 3: SATA-F-BO-V2A





Figure 4: Solid Mounting on prototype PCB

Related products from eLabGuy:



ESATA-F-BO-V2A



SATA-F-BO-V2AV